



BOVINGDON AIRFIELD STUDIOS

SPECIFICATIONS


Stages, Backlots, & Production Facilities
January 2026

SITE PLAN



STAGE A

20,000ft² / 1,858m²



Dimensions

Height	36 ft	11 m
Width	111 ft	34 m
Length	188 ft	57.7 m

Electrics

Single phase double sockets	16 x 13 Amp
Single phase sockets	4 x 16 Amp
Three phase sockets	2 x 32 Amp 2 x 63 Amp 2 x 125 Amp

- 6 x Powerlock
- Red light and bell system

Rigging

- REDs with specified weight loading limits:
- 14 Running beams
- 4,000kg Maximum per beam
- 500kg safe working load per span
- Gantry walkways with a Kee Klamp system

Structure Materials

- Concrete floor pad
- Full acoustic Lining

Access

- 2 Mechanically operated acoustic 50db roller doors
- 2 Pedestrian single doors
- 4 Double fire exit doors
- 4 Acoustic cable hatches

Fire Detection System

- Aspiration fire detection system

HVAC System


- HVAC system operated by internal panel to provide heating, cooling and air circulation.
- Pyro and smoke extraction

Internet

- Wifi and UniFi network solution

STAGE B

25,000ft² / 2,322m²



Dimensions

Height	38 ft	11.3 m
Width	131 ft	40 m
Length	206 ft	63 m

Electrics

Single phase double sockets	16 x 13 Amp
Single phase sockets	3 x 16 Amp
Three phase sockets	1 x 32 Amp
	2 x 63 Amp
	1 x 125 Amp

- 6 x Powerlock
- Red light and bell system

Rigging

- REDs with specified weight loading limits:
- 16 Running beams
- 4,500kg Maximum per beam
- 500kg safe working load per span
- Gantry walkways with a Kee Klamp system

Structure Materials

- Concrete floor pad
- Full acoustic Lining

Access

- 2 Mechanically operated acoustic 50db roller doors
- 2 Pedestrian single doors
- 4 Double fire exit doors
- 5 Acoustic cable hatches

Fire Detection System

- Aspiration fire detection system

HVAC System


- HVAC system operated by internal panel to provide heating, cooling and air circulation.
- Pyro and smoke extraction

Internet

- Wifi and UniFi network solution

STAGE C

20,000ft² / 1,858m²



Dimensions

Height	37 ft	11.3 m
Width	111 ft	34 m
Length	188 ft	57.7 m

Electrics

Single phase double sockets	18 x 13 Amp
Single phase sockets	3 x 16 Amp
Three phase sockets	1 x 63 Amp 2 x 125 Amp

- 6 x Powerlock
- Red light and bell system

Rigging

- REDs with specified weight loading limits:
- 14 Running beams
- 4,000kg Maximum per beam
- 500kg safe working load per span
- Gantry walkways with a Kee Klamp system

Structure Materials

- Concrete floor pad
- Full acoustic Lining

Access

- 2 Mechanically operated acoustic 50db roller doors
- 2 Pedestrian single doors
- 4 Double fire exit doors
- 4 Acoustic cable hatches

Fire Detection System

- Aspiration fire detection system

HVAC System

- HVAC system operated by internal panel to provide heating, cooling and air circulation.
- Pyro and smoke extraction

Internet

- Wifi and UniFi network solution

STAGE D

25,000ft² / 2,322m²



Dimensions

Height	40 ft	12.3 m
Width	131 ft	40 m
Length	206 ft	63 m

Electrics

Single phase double sockets	16 x 13 Amp
Single phase sockets	3 x 16 Amp
Three phase sockets	2 x 63 Amp 1 x 125 Amp

6 x Powerlock
Red light and bell system

Rigging

REDs with specified weight loading limits:
16 Running beams
4,500kg Maximum per beam
500kg safe working load per span
Gantry walkways with a Kee Klamp system

Structure Materials

Concrete floor pad
Full acoustic Lining

Access

2 Mechanically operated acoustic 50db roller doors
2 Pedestrian single doors
4 Double fire exit doors
4 Acoustic cable hatches

Fire Detection System

Aspiration fire detection system

HVAC System

HVAC system operated by internal panel to provide heating, cooling and air circulation.
Pyro and smoke extraction

Internet

Wifi and UniFi network solution

STAGE ITV 22,483ft² / 2,088m²



Dimensions

Height	55 ft	16.8 m
Width	114 ft	34.7 m
Length	230 ft	69.8 m

Electrics

Mains power for studio complex: 1.25 MW

Circuits available at E-House:

7 x 400 Amp Powerlock Circuits

Sockets available in studio:

2 x 125/3 1 Circuit has a distribution box attached (2 x 63A/3, 2 x 32A/3, 3 x 32A/1, 6 x 16A, 6 x 13A)

Circuits available at front of production office:

1 x 400 Amp Powerlock

Structure Materials

Concrete floor pad (65.3m x 31.04m)

Access & Fire Detection System

More details on request

Production Building

Large production facilities - full details available [here](#)
[Studio & Overview PDF](#)

[Studio PDF](#)

[Site PDF](#)

Rigging

High spec mother truss system from [rigger.co.uk](#).
Contact us for further information

Main Runway

10.5 acres / 42,750m²



Area		
Total Area	10.5 acres	42,750 m ²
Length	3,116 ft	950 m
Width	147 ft	45 m

Surface Type	
Tarmac	
Concrete base	

Access	
Access via Main Entrance	
Access to Stages A to D	
ITV Studios	
Radar Backlot	
Triangle Backlot	
Market Runway	
Runway Workshops 1 - 6	

Market Runway

5.5 acres / 22,500m²



Area

Total Area	5.5 acres	22,500 m ²
Length	1,541 ft	470 m
Width	147 ft	45 m

Surface Type

Tarmac
Concrete base

Access

- Access via Main Runway
- Access to Triangle Backlot
 - Control Tower Backlot
 - Main Runway
 - Market Workshops 7 - 9

Water & Power Supply

- 2 x Water points
- 100 Amp single phase supply
- split over 4 x 32 Amp single phase

Control Tower Backlot 3.0 acres / 12,400m²



Total Area

3.0 acres

12,400 m²

Surface Type

Hardstanding

Tarmac

Concrete base

Access

Access via Market Runway,
Haulage Road from sound stages
Service road
Site entrance on Molyneaux Ave

Access to Market Workshops 7-9
World War II Control Tower
Market Runway

Corner Backlot

6.9 acres / 28,100m²



Total Area

6.9 acres
28,100 m²

Surface Type

Grass field
Clay soil

Access

Access via Service road running from Market
Runway to Main Runway
Access to Market Workshops 7-9
Control Tower Backlot
Market Runway

Perimeter Backlot 3.3 acres / 13,354m²



Total Area

3.3 acres

13,354 m²

Surface Type

Grass field

Clay soil

Access

Access via Service road running from Main
Runway to Market Runway

Radar Backlot

16.2 acres / 65,700m²



Total Area

16.2 acres
65,700 m²

Surface Type

Grass field
Clay soil

Access

Access via the Main Runway (2 x gates)

Triangle Backlot

15.3 acres / 62,000m²



Total Area

15.3 acres
62,000 m²

Surface Type

Grass field
Clay soil

Access

Access via Main Runway
Market Runway
Service road

Aerial image taken from Google Earth



Main Runway Workshops: 1 - 6B



Workshop	Length/Size	ft²	m²
1	40m / 131ft	8,611	800
2	40m / 131ft	8,611	800
3	30m / 98ft	6,458	600
4	30m / 98ft	6,458	600
5A	20m / 65ft	4,305	400
5B	20m / 65ft	4,305	400
6A	20m / 65ft	4,305	400
6B	20m / 65ft	4,305	400

Height of all Main Runway workshops = 19.6ft / 6m
Width of all Main Runway workshops = 65ft / 20m

Electrics

- Interior house lights
- Emergency safety signage
- Sharing a 400 Amp power lock supply

Building Material

- Roller shutter door
- Concrete floor pad
- Balloon / inflatable roof for increased insulation

Services & Access

- Water point located to the rear of the workshop
- Access via Main Runway

Market Runway (Backlot) Workshops: 7 - 9B



Workshop	Length/Size	ft²	m²
7	30m / 98ft	6,458	600
8	40m / 131ft	8,611	800
9A	20m / 65ft	4,305	400
9B	20m / 65ft	4,305	400

Height of all Market Runway workshops = 19.6ft / 6m
Width of all Market Runway workshops = 65ft / 20m

Electrics

- Interior house lights
- Emergency safety signage
- No Power

Building Material

- Roller shutter door
- Wooden floor pad
- Balloon / inflatable roof for increased insulation

Services & Access

- Water point located to the rear of the workshop
- Access via Market Runway

Base One Café



Services

Providing healthy & sustainable catering throughout the day with daily specials
Amenities

Access

Access via Service road running from Main Runway to Market Runway
Access to parking and yard area

SPACE TO
LET YOUR
CREATIVITY
TAKE OFF

BOVINGDON
AIRFIELD **STUDIOS**

CONTACTING & FINDING US



BOVINGDONAIRFIELDSTUDIOS.COM

+44 (0) 20 3327 0664

INFO@BOVINGDONAIRFIELDSTUDIOS.COM

BOVINGDON AIRFIELD STUDIOS

BOVINGDON, HERTFORDSHIRE

HP3 OGH, UNITED KINGDOM



LUNG. FILMS. PROM